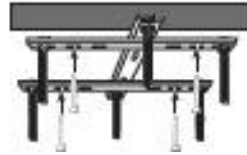
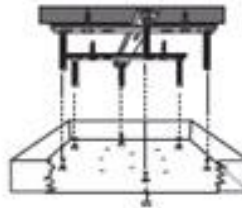


ASSEMBLY INSTRUCTIONS

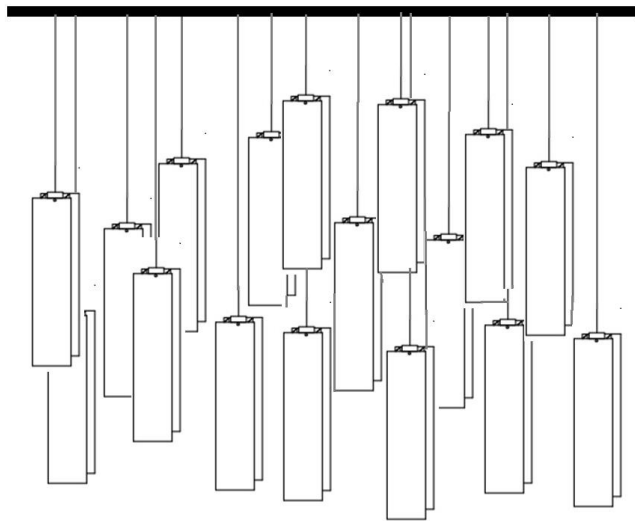
Professional installation is recommended



- Securely install supplied bracket on a flat supported ceiling



- Connect electrical wires to junction box
- Secure canopy (plate) by locking supplied bolts with threaded screws under the canopy
- Release wires under the canopy and add light bulbs



- Use screws supplied on the metal bulb holders to hang glass. Each pendant uses 4 glass 2 wide and 2 thin.

DO NOT OVER TIGHTEN GLASS THIS MAY RESULT IN CRACKED GLASS

GLASS ART LIGHTING - D26

This modern design holds 17 Handmade Art Glass Rectangular shape using 1 light per pendant. This Customizable chandelier is made to Order from the finest quality finish & craftsmanship.

26 Handmade stained Art crystal Glass pendants
Custom Twisted wires (Thin)
Custom G4 Lamp Holders

Canopy Finish: Nickel, White or Brown
Canopy size: L36" W12" H2"

Every pendant is easily adjustable onsite
Default Staggering is from H48" - H60"
2 Wide sided Glass Pendants L5" / W2"
2 Narrow sided Glass Pendants L5" / W1"

1.5 watt (G4) Led bulbs Optional.
LED Fixtures are compatible with Dimmers
Recommended Dimmer switch:
Lutron Diva DVWCL-153PH

Some assembly required; Individual Glass Globe must be inserted in Lamp Holders.

Hardwired; professional installation recommended.
CSA and UL Standards
For additional information please contact

premiere
LUMINAIRE

<http://www.premiereltg.com>